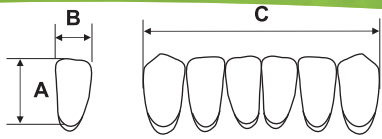
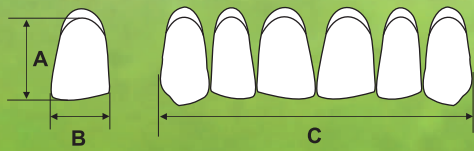


[CROSS LINKED
ETILENO GLICOL DIMETACRILATO
FLUORESCENCIA]

Olympic[®]
PLUS

DIENTES ACRÍLICOS





CROSS LINKED
ETILENO GLICOL DIMETACRILATO
FLUORESCENCIA



Anteriores Superiores - Inferiores

A25

A	B	C
9.5	8.5	45.6
9.5	5.4	35.1



A26

A	B	C
9.7	8.9	47.1
8.7	5.5	36.2



264

A	B	C
10.6	8.1	44.6
9.5	5.4	35.1



3P

A	B	C
10.7	8.7	48.6
9.9	5.6	36.6



137

A	B	C
12.0	9.1	50.0
11.5	5.5	37.5



2D

A	B	C
9.5	7.6	43.0
9.3	5.0	31.7



3D

A	B	C
9.2	8.0	42.7
8.6	4.9	32.8



3N

A	B	C
10.0	8.0	44.6
9.5	5.0	33.9





224

A	B	C
9.0	7.1	39.5
8.2	4.8	31.4

2N

A	B	C
10.2	7.6	42.5
9.0	5.0	32.6

Posteriores Superiores - Inferiores

0°

13Z

A	B
30.4	33.4
C	D
8.5	7.3

31Z

A	B
29.5	31.0
C	D
7.2	8.4

20°

PBS

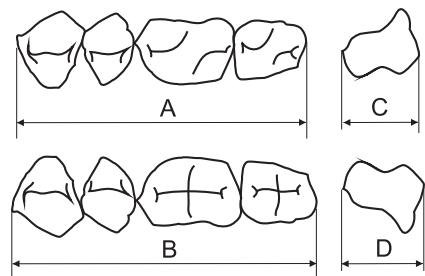
A	B
29.2	31.0
C	D
8.8	8.3

PDS

A	B
32.0	34.0
C	D
9.1	8.6

PF

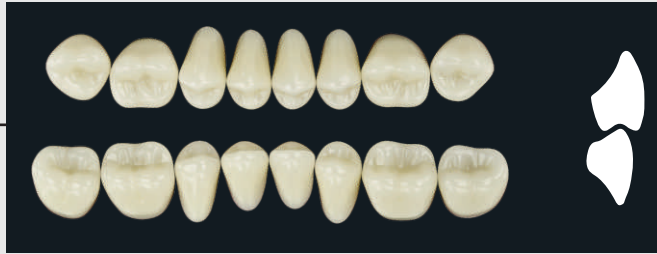
A	B
34.5	35.9
C	D
9.4	8.4



33°

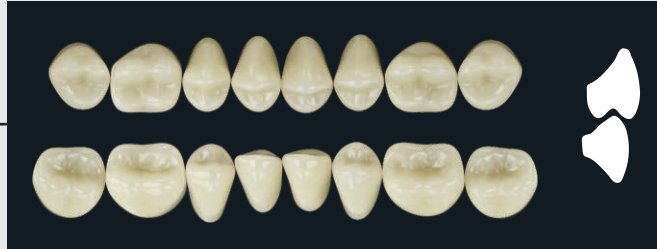
30L

A 29.8
B 31.6
C 8.1
D 8.6



32M

A 31.4
B 33.5
C 7.7
D 8.3



34L

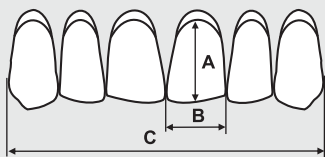
A 33.5
B 35.6
C 8.5
D 8.8



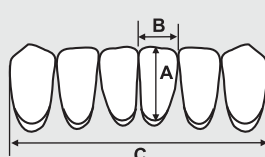
Molde A25

Anteriores superiores

Anteriores inferiores



A 9.5 B 8.5 C 45.6



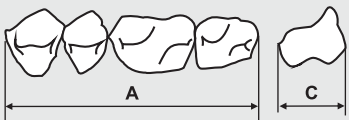
A 9.5 B 5.4 C 35.1

- A** Largo del central sin cuello (mm)
- B** Ancho del central (mm)
- C** Ancho de 6 anteriores en línea recta (mm)

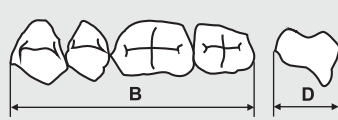
Molde PBS

Posteriores superiores

Posteriores inferiores



A 29.2 C 8.8



B 31.0 D 8.3

- A/B** Ancho de los 4 posteriores superiores e inferiores en línea (mm)
- C/D** Ancho del primer molar superior o inferior izquierdo (mm)

Tabla de articulación

Anteriores	Posteriores		
	0°	20°	33°
A25	13Z	PDS	32M
A26	13Z	PBS	32M
2D	31Z	PBS	30L
3D		PBS	32M
2N	13Z	PBS	30L
3N	31Z	PBS	30L
224	31Z	PBS	30L
3P	13Z	PDS	32M
264	31Z	PDS	32M
137		PF	34L

Colores

A1, A2, A3, A3.5, B2, B3, C1, C2.

Angulación de Posteriores



ISO
22112



SC 358-1
SC 358-2



DM 017-1
DM 017-2

