

CARTA de moldes
[mould chart]

Dos capas cromáticas
Dientes de resina acrílica
con fluorescencia y cross link

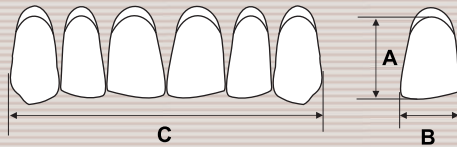
Two chromatic layers
Cross linked fluorescent
acrylic resin teeth

ACRYLIC TEETH
NORDENT[®]

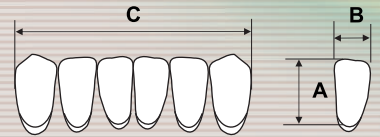
 newstetic

DIENTES DE RESINA ACRÍLICA CON FLUORESCENCIA y Cross Link Dos Capas

ANTERIORES SUPERIORES
UPPER ANTERIORS



ANTERIORES INFERIORES
LOWER ANTERIORS



3M
222
1N
2N
2P
4P
267
3R
4N

2 layers
[capas]



3M
A 9.0
B 7.0
C 38.5

222
A 7.6
B 6.8
C 35.6

1N
A 9.8
B 8.3
C 44.5

2N
A 10.3
B 7.5
C 42.0

2P
A 11.3
B 8.5
C 47.0

4P
A 11.5
B 8.4
C 45.3

267
A 12.4
B 9.5
C 51.0

3R
A 12.7
B 9.2
C 51.0

4N
A 9.4
B 8.0
C 42.2



3M
A 8.2
B 5.0
C 31.5

222
A 8.2
B 5.0
C 31.5

1N
A 9.3
B 5.0
C 34.0

2N
A 9.0
B 5.0
C 33.0

2P
A 9.8
B 5.5
C 36.0

4P
A 11.5
B 5.5
C 38.0

267
A 11.5
B 5.5
C 38.0

3R
A 11.5
B 5.7
C 39.2

4N
A 9.6
B 5.2
C 34.4



2D
3D
3N
1H
136
137



2D
A 9.5
B 7.8
C 42.0

3D
A 9.3
B 8.0
C 44.0



2D
A 9.2
B 5.0
C 32.0

3D
A 8.8
B 5.0
C 34.0



3N
A 10.0
B 8.0
C 45.0

1H
A 12.0
B 8.5
C 48.0

136
A 10.2
B 9.0
C 48.4

137
A 10.0
B 9.2
C 49.8



3N
A 9.5
B 5.0
C 34.0

1H
A 10.8
B 5.8
C 38.5

136
A 9.3
B 5.5
C 37.5

137
A 10.8
B 5.8
C 38.5



A23-223
A24-224
A25
3P
4H
264
A26



A23-223
A 8.1
B 7.5
C 38.5

A24-224
A 8.2
B 8.0
C 39.8

A25
A 9.5
B 8.5
C 46.0

3P
A 10.5
B 8.5
C 48.0

4H
A 9.4
B 8.2
C 44.3

264
A 10.8
B 8.0
C 45.0

A26
A 9.8
B 9.0
C 47.0



A23-223
A 8.8
B 5.0
C 34.0

A24-224
A 8.8
B 5.0
C 34.0

A25
A 9.5
B 5.5
C 34.0

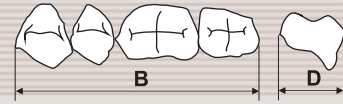
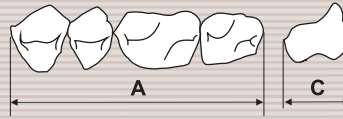
3P
A 10.0
B 6.0
C 38.0

4H
A 9.3
B 5.5
C 37.5

264
A 10.0
B 6.0
C 38.0

A26
A 8.5
B 5.5
C 35.3

POSTERIORES
SUPERIORES E INFERIORES
UPPER-LOWER POSTERIOR



29Z

0°

A 27.3
C 6.5
B 28.8
D 7.0



29L

20°

A 29.0
C 8.2
B 32.5
D 8.2



31Z

0°

A 29.5
C 7.2
B 31.0
D 8.4



31S

20°

A 30.0
C 8.2
B 34.5
D 8.2



32F

10°

A 31.0
C 8.5
B 32.5
D 9.0



31M

20°

A 31.0
C 7.9
B 32.5
D 8.5



33F

10°

A 32.0
C 9.1
B 34.5
D 9.4



31L

20°

A 30.9
C 8.7
B 34.5
D 8.7



29S

20°

A 29.0
C 7.5
B 31.5
D 8.2



33M

20°

A 32.0
C 8.6
B 35.5
D 8.7



29M

20°

A 29.0
C 7.2
B 32.0
D 7.8

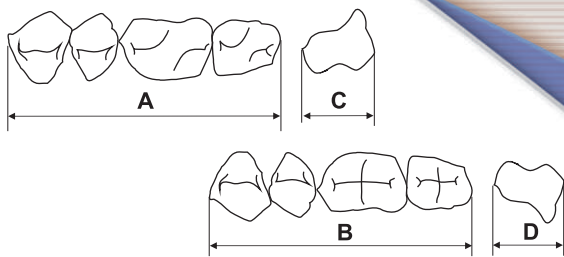


33L

20°

A 33.5
C 9.3
B 36.5
D 9.3





233L
20°

A 32.0
 C 10.1
 B 32.2
 D 9.8



PBS
20°

A 28.7
 C 8.1
 B 31.4
 D 8.2



PDS
20°

A 30.2
 C 8.3
 B 32.6
 D 8.5



PF
20°

A 31.2
 C 8.9
 B 36.1
 D 9.4



30M
33°

A 29.0
 C 7.7
 B 31.5
 D 7.7



30L
33°

A 28.7
 C 8.5
 B 31.1
 D 8.2



32M
33°

A 31.0
 C 7.6
 B 33.5
 D 8.2



32L
33°

A 29.4
 C 9.3
 B 32.7
 D 9.5



34M
33°

A 32.5
 C 8.8
 B 34.5
 D 9.3



34L
33°

A 32.6
 C 9.8
 B 32.5
 D 10.0



230L
33°

A 29.5
 C 9.0
 B 29.8
 D 8.8



Escanea estos códigos para/scan these codes to:

Visitar nuestra página en facebook
 Visit our page on facebook



Descargar esta carta de moldes en PDF
 Download this mould chart in PDF



Articulación [articulation]

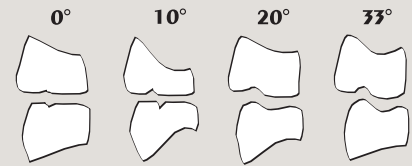
ANTERIORES
[anterior]

POSTERIORES
[posterior]

0° 10° 20° 33°

3M	29Z		29S-29M	30M-30L
222			29S-29M	
1N			31S-31L-PBS	
2N		32F	233L-31M	32L
2P			31L-PDS	32L
4P			31S-31M	32L
267			33L-33M	34M-34L
3R		33F	33L	34M-34L
4N			31S	32M-32L
2D	31Z		233L-31M	32M-32L
3D			31S-31M	32M-32L
3N	31Z		29L	32L-230L
1H			233L-33L-33M	34M-34L
136	31Z		233L-31M	230L
137		33F	233L-PF	34M
223	29Z		29L-29M	30M-30L
A23	29Z		29L-29M	30M-30L
A24			29S-29M	30M
A25	29Z		31L-PBS	230L
3P	31Z		PDS	32L
4H		32F	233L-31M	230L
264	31Z		PDS	32L
A26		32F	31S-PDS	

ANGULACIÓN DE POSTERIORES [POSTERIOR ANGLATION]



Colores [shades]

03 • 59 • 62 • 65 • 66 • 67 • 69 • 77 • 81

ISO
22112



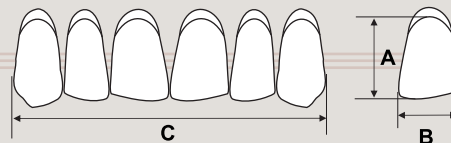
SC 358-1
SC 358-2



DM 017-1
DM 017-2



Ejemplos [examples]

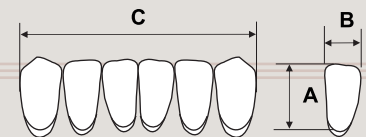


Molde 3M ANTERIORES SUPERIORES
UPPER ANTERIORS

A 9.0

B 7.0

C 38.5

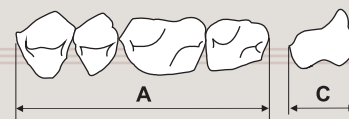


Molde 3M ANTERIORES INFERIORES
LOWER ANTERIORS

A 8.2

B 5.0

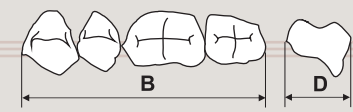
C 31.5



Molde 29S POSTERIORES SUPERIORES
UPPER POSTERIORS

A 29.0

C 7.5



Molde 29S POSTERIORES INFERIORES
LOWER POSTERIORS

B 31.5

D 8.2

A LARGO DEL CENTRAL SIN CUELLO (mm)
LENGTH OF CENTRAL WITHOUT NECK

B ANCHO DEL CENTRAL (mm)
WIDTH OF CENTRAL

C ANCHO DE 6 ANTERIORES EN LÍNEA RECTA (mm)
WIDTH OF 6 ANTERIORS ON A STRAIGHT LINE

A-B ANCHO DE 4 POSTERIORES EN LÍNEA RECTA (mm)
WIDTH OF 4 POSTERIORS ON A STRAIGHT LINE

C-D ANCHO DEL PRIMER MOLAR SUPERIOR O INFERIOR IZQUIERDO
WIDTH OF THE UPPER FIRST MOLAR OR LOWER LEFT MOLAR

Cr. 53 No.50-09 Guarne, Antioquia, Colombia
PBX: (+ +57-4) 550 00 00 - FAX: (+ +57-4) 551 31 34
infocolombia@newstetic.com - www.newstetic.com

Fabricado por/Manufactured by:



Síguenos / Follow us:

