

Dispersed phase dental alloy.
High copper content / non-gamma 2 / zinc-free.

Alloy for dental amalgam for the restoration of class I and II cavities in posterior teeth (premolars and molars).

Composition: 45%Ag – 31%Sn – 24%Cu

This alloy is produced by a metallurgical process which allows obtaining excellent physical and handling characteristics. The alloy is composed of spherical and lathe-cut particles in shape, carefully blended in precise proportion; it assures particularly good condensation characteristics and finishing of the restoration.

Physical properties:

Property	Product results
Compressive strength at 1 hour	120 MPa minimum
Compressive strength at 24 hours	400 MPa minimum
Compressive strength at 7 days	450 MPa minimum
Creep	0.3% maximum
Dimensional change	0.15% maximum
Corrosion resistance	Elimination of gama-2 phase
Handling	Working time of 6-8 min Plastic, easily packable

INSTRUCTIONS FOR USE

1. Identification of capsule spill:

Spill	Color	Alloy (g)	Mercury (g)
1	Blue	0.395	0.388
2	Beige	0.531	0.522
3	Maroon	0.790	0.776

Choose the spill size according to both the capsule color and the cavity size to be filled.

2. Trituration:

Place the capsule in the amalgamator and use a time and a speed that allow obtaining a plastic and bright amalgam. Extrafast amalgamators are not recommended. Following table shows the recommended times depending on the amalgamator speed.

Speed	Time (s)
High	12-14
Medium	14-16
Low	Not recommended

It may be necessary to adjust the trituration time and speed as amalgamators differ in specifications (machine type, age, line voltage) and dental professionals differ in preferences.

Avoid under-trituration (insufficient time and/or speed) or overtrituration (excessive time and/or speed), because this can detrimentally affect the characteristics of the product. An amalgam with adequate consistency is demonstrated by both its shiny surface and its plasticity.

3. Condensation:

The condensation must be done immediately after trituration, building the filling using small increments. Remove any mercury-rich amalgam from the surface that may develop during condensation. The condensation can be made with conventional techniques. Ultrasonic condensation is not recommended. Apply enough pressure to ensure good adaptation and avoid porosity inside the restoration. Build the restoration with additional portions until cavity is slightly over filled prior to carving and burnishing.

4. Carving and burnishing:

Carving may begin immediately after completion of condensation, as can burnishing. Burnishing improves the adaptation of the marginal edges and the surface smoothness of the restoration.

5. Polishing:

Polishing enhances the surface qualities of the amalgam because the mercury-rich layers are removed and a smooth surface is obtained. The corrosion resistance is improved as well, and the accumulation of bacterial plaque is avoided. Avoid over heating by ensuring adequate water cooling.

RISKS ASSOCIATED WITH THE USE OF THE PRODUCT

- Exposure to mercury by inhalation of vapors or ingestion during the time the restoration remains in the mouth.
- Galvanism by proximal or occlusal contact with another chemically different metallic material.
- Environmental damage due to improper disposal of amalgam waste (see the final disposal indications included in these instructions).

Errors in cavity preparation and/or product handling that can lead to premature failure of the restoration.

CONTRAINDICATIONS

Do not use the product in patients with known allergies or hypersensitivity to amalgam or its components. The dentist must evaluate under clinical criteria the use of the product in following cases: pregnant or nursing women, people with impaired kidney function, close contact with other metal restorations different from amalgam, patients having many amalgam restorations, or children younger than 6 years.

WARNINGS

This product contains mercury therefore a health Hazard is presented if incorrectly handled. Inhalation of vapors must be avoided.

PRECAUTIONS

Spillages of mercury must be removed immediately, including from places which are difficult to access. Use a plastic syringe without needle, dropper or similar to draw it up. Work in a ventilated place with easily washable materials.

STORAGE

Cool and dry place, away from heat sources or direct sunlight, 82.4 °F maximum.






FINAL DISPOSAL

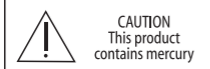
Amalgam waste must not be incinerated or thrown into water sources; it must be disposed of as hazardous waste in accordance with current applicable regulations. Plastic capsules must be disposed after use under the same considerations. Amalgam waste can be recycled as well as empty containers that are free from any contamination. For more information see the product safety data sheet at www.newstetic.com.

SHELF LIFE

Ten (10) years after fabrication date.

This product is for dental use only by professional dentists.
Keep out of the reach of children.

 Keep away from sunlight or direct heat sources.	 Maximum storage temperature.
 Keep dry.	 Consult attached documents. Consult additional warnings or suggestions included in the instructions for use.
 Consult instructions for use.	



ISO
24234

New Stetic S.A.

Carrera 53 N° 50 – 09. Km 22, autopista Medellín – Bogotá.
Guarne – Antioquia – Colombia.
www.newstetic.com - infocolombia@newstetic.com

Elaborated: 2013-11-28 / Updated: 2021-06-24