

Duratoneⁿ®

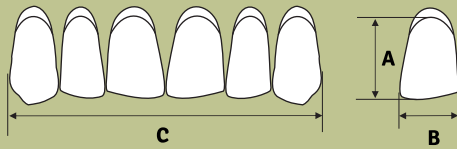
CARTA DE MOLDES / MOULD CHART

Four chromatic layers
Cross Linked
acrylic resin teeth

Cuatro capas cromáticas
Dientes de resina acrílica
con cross link

The logo for 'newstetic' is located in the bottom right corner. It features the word 'newstetic' in a lowercase, sans-serif font. The 'new' is in a light teal color, and 'stetic' is in a darker teal. The text is set against a white, rounded rectangular background that has a slight shadow effect. The background of the entire page is a vibrant, abstract composition of colors including magenta, green, and orange, with a central image of a dental mold showing a tooth's shape.

newstetic



Anteriores superiores / Upper anteriors



N11

A	8.4
B	8.0
C	41.3

N12

A	8.8
B	8.4
C	45.0

N13

A	9.8
B	8.3
C	43.0

N14

A	10.8
B	8.8
C	46.5

N17

A	13.0
B	9.8
C	52.0



N22

A	9.6
B	7.9
C	42.8

N24B

A	10.5
B	8.4
C	43.2

N27

A	10.8
B	9.0
C	48.5

N42

A	9.9
B	7.8
C	44.1



N32

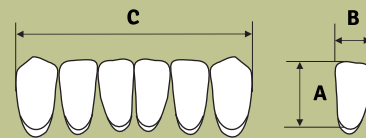
A	9.5
B	8.3
C	44.6

N52

A	9.0
B	7.6
C	41.8

N54

A	9.6
B	8.6
C	46.4



Anteriores inferiores / Lower anteriors



N11

A	7.9
B	4.4
C	30.8

N12

A	8.5
B	5.2
C	34.8

N13

A	9.4
B	5.0
C	34.6

N14

A	9.6
B	5.7
C	38.0

N22

A	8.2
B	4.7
C	32.1

N27

A	12.2
B	5.7
C	36.5

Dientes de resina Acrílica Acrylic resin teeth

Cuatro capas cromáticas Four chromatic layers

Articulación Normal

En la articulación normal, el análisis de perfil del arco vertical de los dientes anteriores muestra una línea de unión intervestibular, perpendicular al plano de oclusión.

Normal-Bite

With normal bite types (according to Angle, Class I), the intervestibular line of the anterior profile curve is perpendicular to the occlusal plane. For these patients, N-type moulds are to be used.

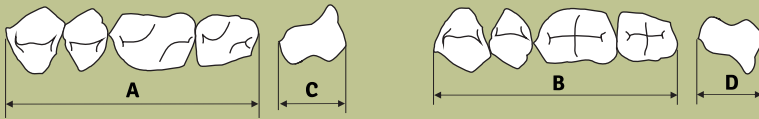
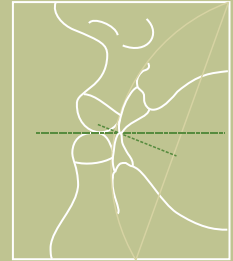


Articulación Cruzada

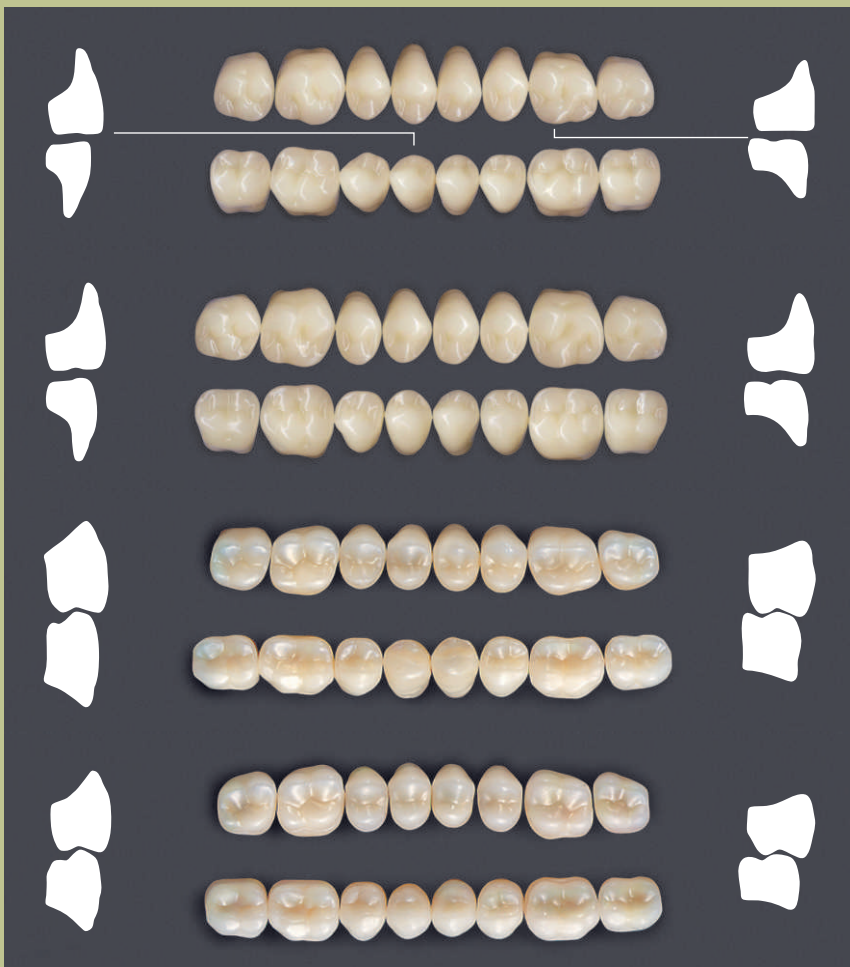
En la articulación cruzada, el perfil muestra una mandíbula protruida. La línea de unión intervestibular forma un ángulo relativamente pequeño con relación al plano de oclusión.

Cross-Bite

In a crossbite situation, a protruding mandible results in the intervestibular line forming a relatively acute angle in relation to the occlusal plane. C-type moulds are thus indicated, as their cusp inclination is relatively flat.



Posteriores superiores e inferiores / Upper - Lower posteriors



01

0°

A	28.71
C	8.26
B	29.39
D	8.24

02

0°

A	30.7
C	8.77
B	30.68
D	8.53

N1

Normal-Bite

A	29.6
C	8.8
B	31.8
D	8.1

N2

Normal-Bite

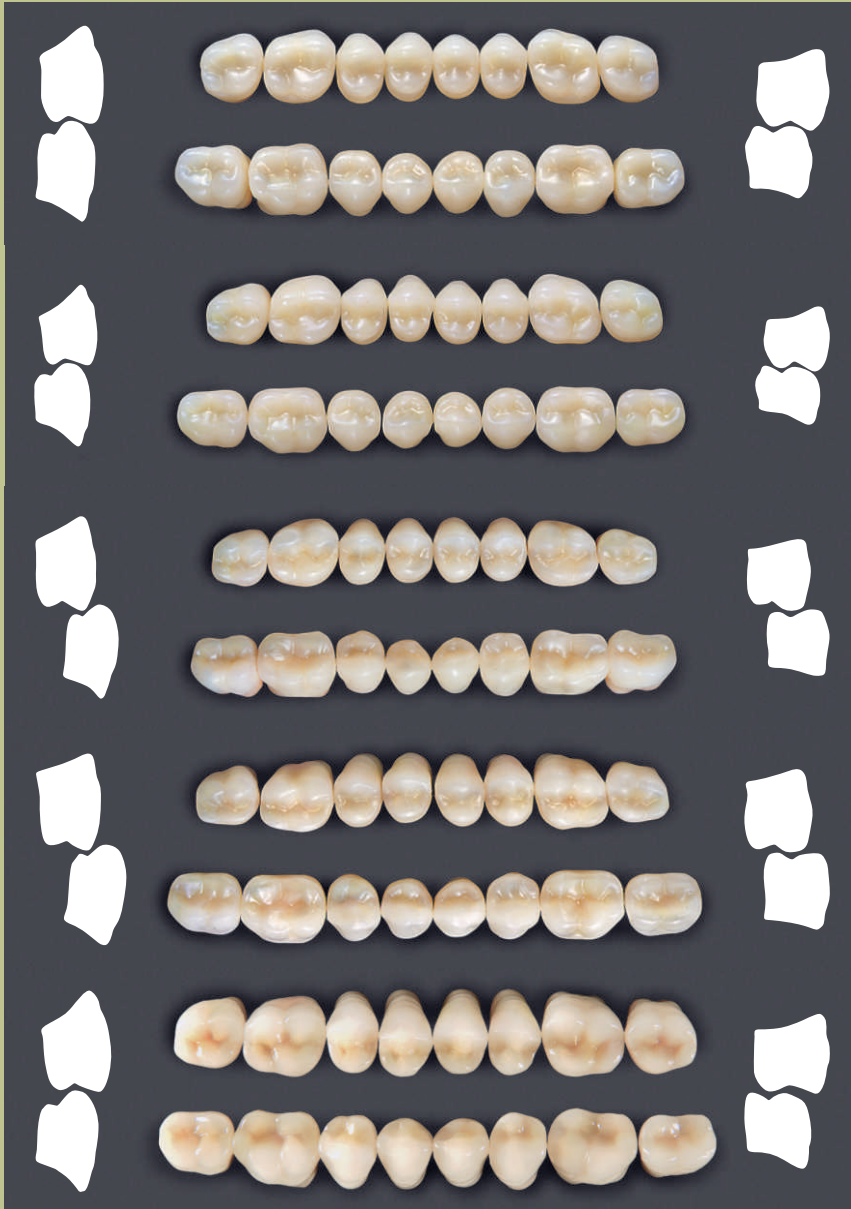
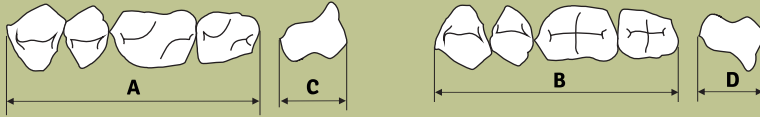
A	29.3
C	8.65
B	31.8
D	8.2

ARTICULACIONES - ARTICULATION

Anteriores Anteriors		Posteriores - Posteriors		
Sup. Upper	Inf. Lower	Normal	Cruzada Cross	0°
N11	N11	N2	N5	01
N12	N12	N2	N5	01
N13	N13	N2-N4	N5	02
N14	N14	N4	N5	02
N17	N27	N7	N6	02
N22	N22	N2-N4	-	01
N24B	N14	N1	N5	02
N27	N27	N3	N6	-
N32	N22	N2-N4	N5	-
N42	N13	N2-N4	N5	-
N52	N11	N2	N5	-
N54	N12	N4	N5	02

Dientes de resina acrílica para prótesis removibles
Tipo I (Anteriores) y Tipo II (Posteriores). ISO 22112

Acrylic resin teeth for removable protheses Type I (Anteriors) and Type II (Posteriors). ISO 22112



N3

Normal-Bite

A	32.0
C	9.35
B	32.5
D	8.9

Dientes para geronto-prótesis. Cero grados: Su morfología está indicada también para casos donde se presenten desarmonías entre la oclusión y la relación céntrica y en todos los casos de disfunción temporomandibular o en hábitos de bruxismo.



Zero-Degree. Teeth for Geriatric Protheses:

The morphology of these teeth is indicated in cases of discrepancies between centric occlusion and centric relation and in all those cases of temporomandibular dysfunction or bruxing.

N4

Normal-Bite

A	31.6
C	8.6
B	34.6
D	8.6

Dientes para mordida cruzada: La morfología está diseñada para casos donde la mandíbula luce más salida o protruida que el resto de la cara o donde exista mordida borde a borde clase III.



Teeth for Cross-Bites: Their morphology is indicated for those cases in which the mandible is more prominent or protruded than the rest of the face or in cases of Class III malocclusions.

N5

Cross-Bite

A	30.3
C	8.25
B	33.4
D	8.46

Dientes para mordida Normal: la morfología está diseñada para casos donde la mordida es normal. Es llamada también Neutroclusión clase I.



Teeth for Normal Bites: Their morphology is indicated for those cases in which the bite is normal or Class I Occlusion.

N6

Cross-Bite

A	32.8
C	9.16
B	36.4
D	9.2

Tonalidades / Shades

A0 - A1 - A2 - A3 - A3,5 - A4
B1 - B2 - B3 - B4 - C1 - C2 - C3

N7

Normal-Bite

A	34.5
C	9.95
B	37.2
D	9.1

Escanea estos códigos para/scan these codes to:



ISO
22112



SC 358-1
SC 358-2



DM 017-1
DM 017-2



Síguenos / Follow us:



New Stetic S.A.
Cr. 53 No.50-09 Guarne, Antioquia, Colombia
PBX: (+57-4) 550 00 00 - 403 87 60
FAX: (+57-4) 551 31 34
infocolombia@newstetic.com
www.newstetic.com

